



User Manual

Model: H80C4

Govee String Lights 2S

Safety Instructions

READ AND FOLLOW ALL SAFETY INSTRUCTIONS

Caution - the power adapter is not water proof and should be placed indoors or connected into a socket with an IP65 protective enclosure.

- The light string and control box are rated as IP65 Waterproof. It can be used outdoors but cannot be immersed in water.
- Do not leave the children alone with the product. It might wrap around a child's neck and cause suffocation.
- Do not allow children to assemble and install this product without adult supervision.
- Avoid installing this product near major heat sources.
- External dimmers cannot be used with this product.
- Use this product with the provided power adapter only.
- The operating temperature should be within -20°C to 40°C (-4°F to 104°F).
- Do not use seasonal products outdoors unless marked suitable for indoor and outdoor use. When products are used in outdoor applications, connect the product to a Ground Fault Circuit Interrupting (GFCI) outlet.
- If one is not provided, contact a qualified electrician for proper installation.
- This seasonal use product is not intended for permanent installation or use.
- Do not mount or place near gas or electric heaters, fireplaces, candles or other similar sources of heat.
- Do not secure the wiring of the product with staples or nails, or place on sharp hooks or nails. Install only using the mounting means provided.
- Do not let lamps rest on the supply cord or on any wire.
- Unplug the product when leaving the house, or when retiring for the night, or if left unattended.

- This is an electric product –not a toy! It should not be played with or placed where small children can reach it.
- Do not use this product for other than its intended use.
- Do not hang ornaments or other objects from cord, wire, or light string.
- Read and follow all instructions that are on the product or provided with the product.
- Do not cover the product with cloth, paper or any material not part of the product when in use.
- Do not close doors or windows on the product or extension cords as this may damage the wire insulation.

SAVE THESE INSTRUCTIONS

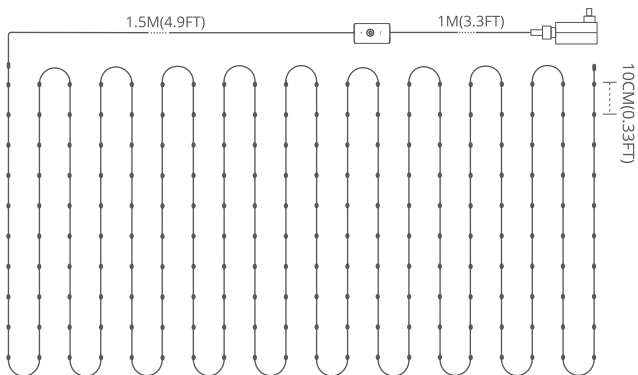
Introduction

Thank you for choosing Govee String Lights 2S! This product offers a variety of different atmospheres to meet your decorative needs. You can install the string light almost anywhere and create your desired lighting effects with the Shape Mapping function.

What You Get

Item	Quantity
String Light	1
Power Adapter	1
User Manual	1
Service Card	1

At a Glance



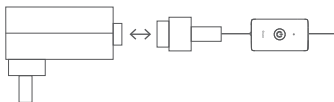
- Press to turn on or off.
- Press and hold for 5 seconds to reset.



Control Box

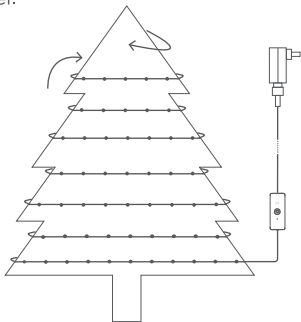
Installing Your Device

1. Connect the control box to the power adapter.



2. Take the string lights, fix it at the bottom then wrap around the branches from the bottom to the top.

3. Plug into power.



Pairing Your Light with Govee Home App

What You Need

- A Wi-Fi router supporting the 2.4GHz and 802.11 b/g/n bands. 5GHz is not supported.
- A smartphone or tablet running iOS or Android.



- 1 Download Govee Home app from the App Store (iOS devices) or Google Play (Android devices).
- 2 Turn on your smartphone's Bluetooth.
- 3 Open the app, tap the "+" icon in the top right corner and search for "H80C4".
- 4 Tap the device icon and follow the on-screen instructions to complete pairing.

Specifications

Power Input (Adapter)	200-240VAC 50/60Hz
Power Input (String Light)	5VDC 3A
Power Cord Length	8.2ft/2.5m (Including Control Box)
String Light Length	65.6ft/20m
Light Color	RGBW
Waterproof	Control Box (IP65) String Light (IP65)

Troubleshooting

❶ Fails to connect to Wi-Fi.

- Make sure the distance between the device and the router is less than 30m.
- Keep as few obstructions (e.g. wall, windows) as possible between the device and the router.
- Make sure the Wi-Fi name and the password you entered is correct.
- Make sure the Wi-Fi you connect to is 2.4GHz. 5GHz is not supported.

❷ Lost Wi-Fi connection./Cannot use the device with app.

- Make sure your home Wi-Fi works well.
- Check whether the Wi-Fi password has been modified.
- Keep as few obstructions (e.g. wall, windows) as possible between the device and the router.
- Check whether the device has connected to Wi-Fi. If the device is not connected to Wi-Fi, please re-connect the device to Wi-Fi as mentioned above.

❸ Cannot pair or connect with Alexa or Google Assistant.

- Ensure the stability of the Wi-Fi connection.
- Go to the app's Settings page and follow the instructions under "User Guide" to pair the device again.

4 The synchronization effect for Music Mode does not work properly.

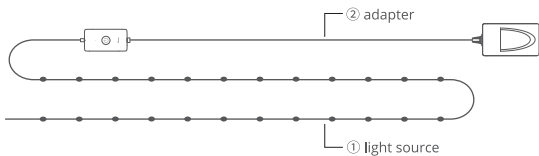
a. Ensure the control box is close to the music source, which will help the mic pick up sounds better.

5 Can multiple users control one device?

a. Each device can only be controlled by one account.

b. If multiple users want to control the same device, ensure they are using the same account.


Disassembly Tip:



The product is divided into two parts: (1) a light source and (2) an adapter. By detaching the output terminal of the adapter, you can easily remove the light source or the adapter.

Customer Service

 Warranty: 12-Month Limited Warranty

 Support: Lifetime Technical Support

 Email: support@govee.com

 Official Website: www.govee.com

 @GOVEE  @goveeofficial  @govee.official

 @GoveeOfficial  @GOVEE



Govee Home App

For FAQs and more information,
please visit: www.govee.com