



User Manual

Model: H70BC
Govee Curtain Lights

Safety Instructions

- Move all cribs, beds, furniture and toys away from the lights. Do not tie the bottom of the string lights and form loops as this could wrap around a child's neck and cause SUFFOCATION.
- The internal light sources of the light bars and strip light cannot be replaced. If the light sources sustain damage, the product should be replaced.
- Do not allow children to assemble and install this product without adult supervision.
- Avoid installing this product near major heat sources.
- External dimmers cannot be used with this product.
- Use this product with the provided power adapter only.
- To reduce the risk of strangulation the flexible wiring connected to this luminaire shall be effectively fixed to the wall if the wiring is within arm's reach.
- Keep all strip lights out of the reach of children.


Introduction

Thanks for choosing Govee Curtain Lights. They can not only be used in/on curtains, bedrooms, bushes, dormitories, yards, balconies or any other places for lights and decoration, but also can be applied during holidays like Christmas, Valentine's Day and Halloween. With the DIY mode and Music mode, you can also design your own lighting effects and bring more fun to your parties.

What You Get

Item	Quantity
Curtain Light	1
Adapter	1
User Manual	1
Service Card	1

What's in the box



1.5m*1.5m Lights String × 1



G4 hooks × 8

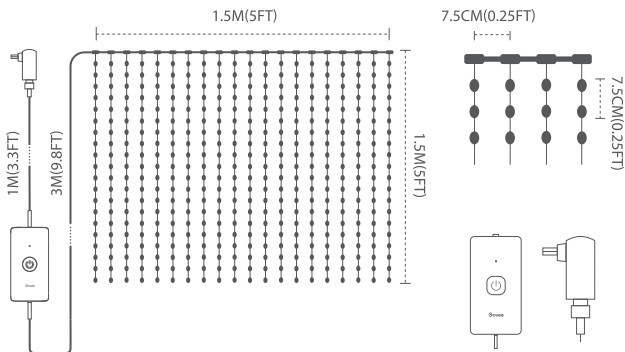


Control Box × 1




Power Adapter × 1

At a Glance



- Press to turn on or off.
- Press and hold for 5 seconds to reset.



Control Box

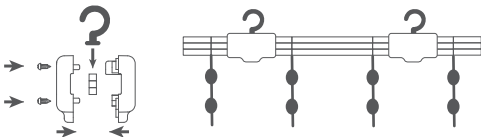
Caution

1. Move all cribs, beds, furniture and toys away from the lights. Do not tie the bottom of the string lights and form loops as this could wrap around a child's neck and cause SUFFOCATION.
2. Check if the curtain lights can work properly before installation.
3. Clean the surface where the lights are going to be installed.
4. Keep the top cable on the same level while installing the lights.

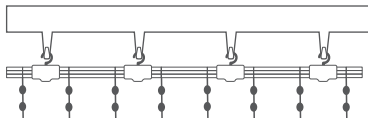
Installing Your Device

Method 1: Use G4 Hooks

1. Install the G4 hooks between the two wires.



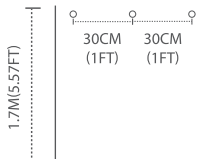
2. Hang the curtain lights with G4 hooks onto the curtain hooks.



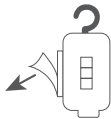
3. Connect to the adapter and plug into power to test the device.

Method 2: Use G4 Hooks and VHB Gums

1. Clean the surface before installation.
2. Make marks on the surface that are higher than 5.57ft/1.7m with intervals of 1ft/30cm. Keep all the marks on the same level.

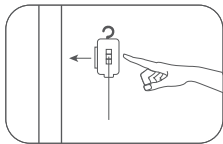


3. Stick the provided VHB gums to the back of the G4 hooks.



4. Stick the G4 hooks to where the marks were made on the surface.

Note: Press the G4 hooks more than 10 seconds.



5. Connect to the adapter and plug into power to test the device.

Pairing Your Light with Govee Home App

What You Need

- A Wi-Fi router supporting the 2.4GHz and 802.11 b/g/n bands. 5GHz is not supported.
- A smartphone or tablet running iOS or Android.



- 1 Download Govee Home app from the App Store (iOS devices) or Google Play (Android devices).
- 2 Turn on the Bluetooth on your smartphone.
- 3 Open the app, tap the “+” icon in the top right corner and search for “H70BC”.
- 4 Tap the device icon and follow the on-screen instructions to complete pairing.

Specifications

Power Input (Adapter)	100-240VAC 50/60Hz
Power Input (Curtain Light)	5VDC3A
Power Cord Length	13.1ft/4m (Including Control Box)
Size	4.9ft*4.9ft (1.5m*1.5m)
Light Color	RGBIC
Control Method	App, Control Box, Voice Control
Working Temperature	-10° to 45°C (4° to 113°F)

Troubleshooting

❶ Fails to connect to Wi-Fi.

- Make sure the distance between the device and the router is less than 100ft.
- Keep as few obstructions (e.g. wall, windows) as possible between the device and the router.
- Make sure the Wi-Fi name and the password you entered is correct.
- Make sure the Wi-Fi you connect to is 2.4GHz. 5GHz is not supported.

❷ Lost Wi-Fi connection./Cannot use the device with app.

- Make sure your home Wi-Fi works well.
- Check whether the Wi-Fi password has been modified.
- Keep as few obstructions (e.g. wall, windows) as possible between the device and the router.
- Check whether the device has connected to Wi-Fi .

If the device is not connected to Wi-Fi, please re-connect the device to Wi-Fi as mentioned above.

❸ Cannot pair or connect with Alexa or Google Assistant.

- Ensure the stability of the Wi-Fi connection.
- Go to the app Settings page and follow the instructions under “User Guide” to pair the device again.

- ④ The synchronization effect for Music Mode does not work properly.
- Ensure the control box is close to the music source, which will help the mic pick up sounds better.
- ⑤ Can multiple users control one device?
- Each device can only be controlled by one account.
 - If multiple users want to control the same device, ensure they are using the same account.

Customer Service

 Warranty: 12-Month Limited Warranty

 Support: Lifetime Technical Support

 Email: support@govee.com

 Official Website: www.govee.com

 @Govee  @govee_official  @govee.official

 @Goveeofficial  @Govee.smarthome



Govee Home App

For FAQs and more information,
please visit: www.govee.com