



# User Manual

Model: H6063B  
Govee Gaming Wall Lights (4+1)

### Safety Instructions







Read and follow all the safety instructions:



- The light is not waterproof. Avoid exposing it to splashing or dripping water.
- The operating temperature should be within -10 °C to 40 °C (14 °F to 104 °F).
- The light's internal light source cannot be replaced. If it breaks, you must replace the entire light section.
- Do not allow children to install the light alone.
- Do not install the light with a dimming driver.
- Avoid installing the light near heat sources.
- Avoid installing the light near potentially dangerous sources (e.g. candles, liquid-filled objects).

### Introduction

Thanks for choosing the Govee Gaming Wall Light. The connectors of various shapes allow you to DIY your own light layout while the replaceable light cases offer you a different decoration experience. The dual lighting effects are designed to bring you a unique gaming lighting show.

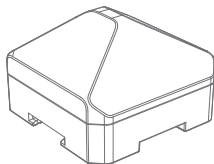
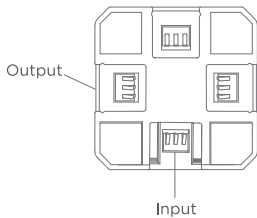
## What You Get

No.	Item	Image	Quantity
1	Light Section		4
2	Square Connector		1
3	Power Adapter		1
4	Connecting Piece		6
5	User Manual		1
6	Service Card		1


No.	Item	Image	Quantity
7	Control Box		1
8	Cleaning Cloth		1

## At a Glance

Square Connector:



Light Sections:



## Pairing Your Device with the Govee Home App

### What You Need:

- A Wi-Fi router supporting the 2.4GHz and 802.11 b/g/n bands. 5GHz is not supported.
- ① Download Govee Home App from the App Store (iOS devices) or Google Play (Android devices).
- ② Turn on the Bluetooth in your smartphone.



- 3 Open the app, tap the "+" icon in the top right corner and search "H6063."
- 4 Tap the device icon and follow the on-screen instructions to complete pairing.

## Controlling the Device with Your Voice

- 1 Open the app, then tap the device icon to enter the details page.
- 2 Tap the settings icon in the top right corner.
- 3 Select User Guide and follow the on-screen instructions to control the device using your voice.

## Specifications

Power Input (Adapter)	100-240V AC 50/60Hz
Power Input (Control Box)	36VDC 2A
Light Displaying Technology	RGBIC
Control Methods	App, Control Box, Voice Control
Working Temperature	-10° to 40°C (14° to 104°F)

## Troubleshooting

### ❶ **Cannot connect to Govee Home App.**

- a. Check if the light is powered on.
- b. Check if the smartphone's Bluetooth is enabled, or try connecting with another smartphone.
- c. When connecting for the first time, ensure the smartphone is near the light.
- d. If the connection error still exists, please delete the connected light from the "Device" page on the app. Reconnect to Govee Home App by following the instructions provided previously.

**2 Wi-Fi disconnected or failed to connect.**

- a. Check if the light section is powered on.
- b. Do not skip the Wi-Fi connection steps during the device pairing process.
- c. Ensure your Wi-Fi router is 2.4GHz (5GHz is not supported).
- d. Ensure you entered the correct Wi-Fi password during the Wi-Fi setup process.
- e. Try using another smartphone to pair with the light section to ensure your network is working properly.
- f. Shorten the distance between the light and the Wi-Fi router to less than 50 inches, then reconnect.

**3 Cannot connect to Alexa or Google Assistant.**

- a. Ensure the Wi-Fi connection is stable and working properly.
- b. Go to "User Guide" on the app's "Settings" page to pair the light again.

**4 Can multiple users control one device?**

- a. Each light can only be controlled by one account.
- b. If multiple users want to manage the same light, ensure they all use the same account.

**5 How many light sections can one adapter/control box connect to?**

- a. One adapter can connect up to 12 light sections and 8 connectors (the shape of connector is not limited).
- b. Connectors can also be connected.

Colour - tuneable light sources that can be set to at least the colours listed in this point and which have for each of these colours, measured at the dominant wavelength, a minimum excitation purity of:

Blue	467.2nm	96.7%
Green	524.0nm	79.3%
Red	626.4nm	100.0%

and are intended for use in applications requiring high-quality coloured light.


## Customer Service

 Warranty: 12-Month Limited Warranty

 Support: Lifetime Technical Support

 Email: [support@govee.com](mailto:support@govee.com)

 Official Website: [www.govee.com](http://www.govee.com)

 @Govee  @govee\_official  @govee.official

 @Goveeofficial  @Govee.smarthome



Govee Home App

For FAQs and more information,  
please visit: [www.govee.com](http://www.govee.com)