



User Manual

Model: H606A

Govee Glide Hexagon Light Panels Ultra(7pcs)

Caution:

- This product is ideally used on smooth surfaces (e.g. glass, wood, etc); not suitable for uneven, bumpy or wet surfaces (e.g. brick, stucco, etc).
- It is not recommended to install the product on the ceiling.
- Clean and ensure the surface is totally dry before sticking the product on.
- When installing the light panel, press its central point against the wall for more than 30s in order to maximize the adhesion.
- If there is any dirt on the product's surface, please use the provided alcohol pad to clean it.

Safety Instructions

Read and follow all the safety instructions:



- The light panel is not waterproof. Avoid exposing it to splashing or dripping water.
- The operating temperature should be within -10° to 40°C (14° to 104°F).
- The light panel's internal light source cannot be replaced. If it breaks, you must replace it.
- Do not allow children to install the light panel alone.







- Avoid placing the light panel near heat sources.
- Do not install the light panel with a dimming driver.
- Avoid placing the light panel near potentially dangerous sources (e.g., candles, liquid-filled objects).

Introduction

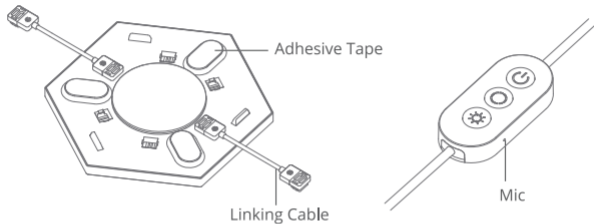
Thank you for choosing Govee Glide Hexagon Light Panels Ultra! The light frames and surfaces of these three-dimensional light panels can be controlled separately or simultaneously, allowing you to create unlimited light combinations and enjoy a cool game lighting experience. The flexible design of the light panels creates a large space for your imagination. The appearance adopts the IML mold injection surface treatment method, creating an aesthetic you'll find in any e-sports arena and making the ideal decoration for your gaming room.

What You Get

No	Item	Image	Quantity
1	Light Panels		7
2	Linking Cables		7

3	Control Box		1
4	Adhesive Tapes		24
5	Connection Cable		1
6	Adapter		1
7	Quick Start Guide		1
8	User Manual		1

At a Glance



Turn the lights on/off.



Press to cycle through 9 colors.



Press to enter Music mode.
Press and hold to cycle through 6 brightness levels.

Pairing Your Device with Govee Home App

What you need:

- A Wi-Fi router supporting the 2.4GHz and 802.11 b/g/n bands. 5GHz is not supported.
- A smartphone or tablet running iOS 8.0 (or above) or Android 4.3 (or above).

Pairing instructions

- 1 Download Govee Home App from the App Store (iOS devices) or Google Play (Android devices).
- 2 Open the app, tap the "+" icon in the top right corner and search for "H606A".
- 3 Tap the device icon and follow the onscreen instructions to complete pairing.

Specifications

Adapter Input	AC 100 - 240V
Light Panel Input	36VDC 2A
Light Displaying Technology	RGBIC
Lighting Color	RGB
Max panels	21 per Control Box, 12 per Power Adapter
Control Method	Govee Home, Voice Control, Control Box

Troubleshooting

❶ Cannot connect to Govee Home App.

- Check if the light panel is powered on.
- Check if the smartphone's Bluetooth is enabled, or try connecting with another smartphone.
- When connecting for the first time, ensure the smartphone is near the light panel.
- If the connection error still exists, please delete the connected light panel from "My Device" on the app. Reconnect to Govee Home App by following the instructions provided previously.

❷ Wi-Fi disconnected or failed to connect.

- Check if the light panel is powered on.
- Do not skip the Wi-Fi connection steps during the light panel pairing process.
- Ensure your Wi-Fi router is 2.4GHz (5GHz is not supported).
- Ensure you entered the correct Wi-Fi password during the Wi-Fi set up process.
- Try connecting the light panel with a smartphone hotspot to check if your home network is working properly.
- Shorten the distance between the light panel and the Wi-Fi router to less than 1m then reconnect.

- 3 Cannot connect to Alexa or Google Assistant.
 - Ensure the Wi-Fi connection is stable and working properly.
 - Go to “User Guide” on the app Settings page to pair the light panel again.
- 4 Can multiple users control one light panel?
 - Each light panel can only be controlled by one account.
 - If multiple users want to manage the same light panel, ensure they all use the same account.

Customer Service

 Warranty: 12-Month Limited Warranty

 Support: Lifetime Technical Support

 Email: support@govee.com

 Official Website: www.govee.com

 @Govee  @govee_official  @govee.official

 @Goveeofficial  @Govee.smarthome



Govee Home App

For FAQs and more information,
please visit: www.govee.com